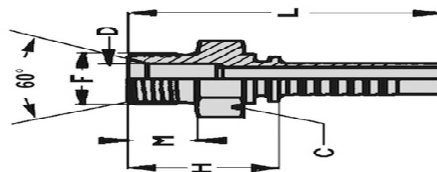




Raccordi Standard

MGS0

Maschio gas cilindrico svasato 60°
Male BSP Parallel flared 60°



Dimensioni (Dimension)

Codice	Diametro hose I.D.		Filettatura	Dimensioni (Dimension)			
	Pollici	DN		F	C	H	M
MGS003-004	3/16"	5,0	1/8"-28	14,0	20	8	4
MGS006-004	3/16"	5,0	1/4"-19	19,0	24	11	6
MGS006-006	1/4"	6,0	1/4"-19	19,0	25	11	6
MGS010-006	1/4"	6,0	3/8"-19	22,0	28	13	9,5
MGS013-006	1/4"	6,0	1/2"-14	27,0	31	15	12
MGS006-008	5/16"	8,0	1/4"-19	19,0	25	11	6
MGS010-008	5/16"	8,0	3/8"-19	22,0	27	12,5	9,5
MGS013-008	5/16"	8,0	1/2"-14	27,0	31	15	12
MGS010-010	3/8"	10,0	3/8"-19	22,0	27	12,5	9
MGS013-010	3/8"	10,0	1/2"-14	27,0	31	15	12
MGS013-013	1/2"	13,0	1/2"-14	27,0	32	15	12
MGS016-013	1/2"	13,0	5/8"-14	30,0	33	16	14
MGS019-013	1/2"	13,0	3/4"-14	32,0	34	17	16
MGS016-016	5/8"	16,0	5/8"-14	30,0	33	16	14
MGS019-016	5/8"	16,0	3/4"-14	32,0	34	17	16
MGS019-019	3/4"	19,0	3/4"-14	32,0	35	17	16
MGS025-019	3/4"	19,0	1"-11	41,0	39	19	22
MGS025-025	1"	25,0	1"-11	41,0	40	19	22
MGS032-025	1"	25,0	1.1/4"-11	50,0	44	21,5	30
MGS032-032	1.1/4"	32,0	1.1/4"-11	50,0	45	21,5	30
MGS038-032	1.1/4"	32,0	1.1/2"-11	55,0	45	21,5	35
MGS038-038	1.1/2"	38,0	1.1/2"-11	55,0	46	21,5	35
MGS050-038	1.1/2"	38,0	2"-11	70,0	54	26	45
MGS050-050	2"	51,0	2"-11	70,0	54	26	45

MSC0

Maschio gas conico - svasato 60°

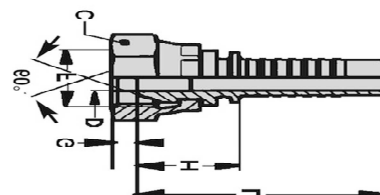
Male conical gas - flared 60°

Code	Pollici	DN	F	C	H	M	D
MGSC003-003	1/8"	3,0	1/8"-28	12,0	22	9	4
MGSC003-004	3/16"	5,0	1/8"-28	12,0	22	10	4
MGSC004-006	3/16"	5,0	1/4"-19	15,0	27	14	5,5
MGSC006-006	1/4"	6,0	1/4"-19	15,0	27	14	5,5
MGSC010-006	1/4"	6,0	3/8"-19	19,0	28	14,5	8,5
MGSC010-008	5/16"	8,0	3/8"-19	19,0	28	14,5	8,5
MGSC010-010	3/8"	10,0	3/8"-19	19,0	28	14,5	8,5
MGSC010-013	3/8"	10,0	1/2"-14	22,0	34	19	11
MGSC013-013	1/2"	13,0	1/2"-14	22,0	34	19	11
MGSC019-016	5/8"	16,0	3/4"-14	27,0	36	19	16
MGSC019-019	3/4"	19,0	3/4"-14	27,0	37	19	16
MGSC025-025	1"	25,0	1"-11	36,0	44	24	21
MGSC032-032	1.1/4"	32,0	1.1/4"-11	46,0	47	24,5	28
MGSC038-038	1.1/2"	38,0	1.1/2"-11	50,0	49	25	35



Femmina diritta gas cilindrico, ogiva 60°, standard
Female straight cylindrical gas, spinner 60°, standard

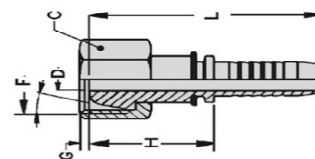
FGS0



Codice Code	Diametro hose I.D.		Filettatura F	Dimensioni (Dimension)			
	Pollici	DN		C	H	G	D
FGS003-003	1/8"	3,0	1/8"-28	14,0	15	5	3
FGS003-006	1/8"	3,0	1/4"-19	17,0	16,5	5	4
FGS003-004	3/16"	5,0	1/8"-28	14,0	18	4,3	4
FGS006-004	3/16"	5,0	1/4"-19	19,0	18	5	5
FGS006-006	1/4"	6,0	1/4"-19	19,0	18	5	5
FGS010-006	1/4"	6,0	3/8"-19	22,0	20	7	7,5
FGS010-008	5/16"	8,0	3/8"-19	22,0	20	7	7,5
FGS010-010	3/8"	10,0	3/8"-19	22,0	20	7	7,5
FGS013-010	3/8"	10,0	1/2"-14	27,0	22	7	10
FGS013-013	1/2"	13,0	1/2"-14	27,0	23	7	10
FGS016-013	1/2"	13,0	5/8"-14	30,0	23	9	12,5
FGS019-013	1/2"	13,0	3/4"-14	32,0	25	9	15
FGS016-015	5/8"	16,0	5/8"-14	30,0	23	9	12,5
FGS016-016	5/8"	16,0	3/4"-14	32,0	25	9	15
FGS019-019	3/4"	19,0	3/4"-14	32,0	26	9	15
FGS025-019	3/4"	19,0	1"-11	41,0	26	10	21
FGS025-025	1"	25,0	1"-11	41,0	27	10	21
FGS032-025	1"	25,0	1.1/4"-11	50,0	30	11	27
FGS032-032	1.1/4"	32,0	1.1/4"-11	50,0	30	11	27
FGS038-032	1.1/4"	32,0	1.1/2"-11	55,0	34	11	33
FGS038-038	1.1/2"	38,0	1.1/2"-11	55,0	35	11	33
FGS050-038	1.1/2"	38,0	2"-11	70,0	36	15	44
FGS050-050	2"	51,0	2"-11	70,0	36	15	44

Femmina diritta metrica multiseal, ogiva 24°/60°
Female straight metric MULTISEAL, spinner 24° / 60°

FMMO

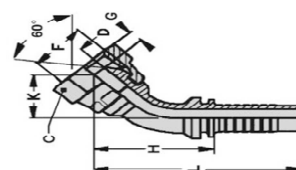


Codice Code	Diametro hose I.D.		Filettatura F	Dimensioni (Dimension)			
	Pollici	DN		C	H	G	D
FMM010-004	3/16"	5,0	M12x1,5	14,0	15	2,3	3
FMM 014-006	1/4"	6,0	M14x1,5	17,0	21	1,5	4
FMM016-006	1/4"	6,0	M16x1,5	19,0	21	2,2	4
FMM016-006	5/16"	8,0	M16x1,5	19,0	21	2,2	5
FMM018-010	3/8"	10,0	M18x1,5	22,0	23	1,4	7
FMM022-010	3/8"	10,0	M22x1,5	27,0	27	5,6	7
FMM022-013	1/2"	13,0	M22x1,5	27,0	27	2,7	9,5
FMM022-016	5/8"	16,0	M26x1,5	32,0	28	2,4	12



Femmina 45° gas cilindrico, ogiva 60°, standard
Female 45° BSP Parallel, spinner 60°, standard

FGS45°



Codice Code	Diametro hose I.D.		Filettatura F	Dimensioni (Dimension)			
	Pollici	DN		C	H	G	D
FGS45003-004	3/16 "	5,0	1/8 "-28	14,0	36	4.3	4
FGS45006-004	3/16 "	5,0	1/4 "-19	19,0	37.5	5	5
FGS45006-006	1/4 "	6,0	1/4 "-19	19,0	40	5	5
FGS45010-006	1/4 "	6,0	3/8 "-19	22,0	42.5	7	7.5
FGS45010-008	5/16 "	8,0	3/8 "-19	22,0	49.5	7	7.5
FGS45010-010	3/8 "	10,0	3/8 "-19	22,0	53.5	7	7.5
FGS45013-010	3/8 "	10,0	1/2 "-14	27,0	56.5	7	10
FGS45013-013	1/2 "	13,0	1/2 "-14	27,0	64	7	10
FGS45016-013	1/2 "	13,0	5/8 "-14	30,0	65	9	12.5
FGS45019-013	1/2 "	13,0	3/4 "-14	32,0	67.5	9	15
FGS45016-016	5/8 "	16,0	5/8 "-14	30,0	78.5	9	12.5
FGS45016-016	5/8 "	16,0	3/4 "-14	32,0	81	9	15
FGS45019-019	3/4 "	19,0	3/4 "-14	32,0	88.5	9	15
FGS45025-019	3/4 "	19,0	1 "-11	41,0	92	10.4	21
FGS45025-025	1 "	25,0	1 "-11	41,0	110	10.4	21
FGS45032-025	1 "	25,0	1.1 / 4 "-11	50,0	114	11	27
FGS45032-032	1.1 / 4 "	32,0	1.1 / 4 "-11	50,0	138	11	27
FGS45038-032	1.1 / 4 "	32,0	1.1 / 2 "-11	55,0	141	11	33
FGS45038-038	1.1 / 2 "	38,0	1.1 / 2 "-11	55,0	162	11	33
FGS45050-038	1.1 / 2 "	38,0	2 "-11	70,0	167	15	44
FGS45050-050	2 "	51,0	2 "-11	70,0	205	15	44

Femmina 45° metrica – ogiva 60° standard

FMS45°

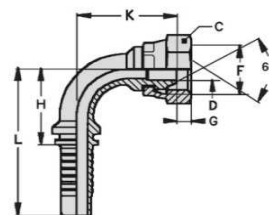
Female metric 45° - 60° spinner standard

FMS45012-006	1/4 "	6,0	M12x1,5	17,0	40	5	4
FMS45014-006	1/4 "	6,0	M14x1,5	17,0	40	5	5
FMS45010-006	1/4 "	6,0	M16x1,5	22,0	42	6	7.5
FMS45016-008	5/16 "	8,0	M16x1,5	22,0	49	6	7.5
FMS45018-008	5/16 "	8,0	M18x1,5	22,0	49	7.5	7.5
FMS45016-008	3/8 "	10,0	M16x1,5	22,0	53	6	7.5
FMS45018-010	3/8 "	10,0	M18x1,5	22,0	53	7.5	7.5
FMS45020-010	3/8 "	10,0	M20x1,5	27,0	56	6	10
FMS45022-010	3/8 "	10,0	M22x1,5	27,0	56	6	10
FMS45018-013	1/2 "	13,0	M18x1,5	22,0	62	6	9.5
FMS45020-013	1/2 "	13,0	M20x1,5	27,0	64	6	10
FMS45022-013	1/2 "	13,0	M22x1,5	27,0	64	6	10
FMS45026-016	5/8 "	16,0	M26x1,5	32,0	81	7	15.5
FMS45032-019	3/4 "	19,0	M26x1,5	32,0	88	7	15.5
FMS45036-019	3/4 "	19,0	M30x1,5	36,0	91	7	15
FMS45046-025	1 "	25,0	M38x1,5	46,0	114	7	20



Femmina 90° gas cilindrico, ogiva 60°, standard
Female 90° BSP Parallel, spinner 60°, standard

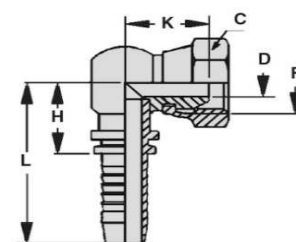
FGS90°



Codice Code	Diametro hose I.D.		Filettatura F	Dimensioni (Dimension)			
	Pollici	DN		C	H	G	D
FGS9003-004	3/16"	5,0	1/8"-28	14,0	21	4.3	4
FGS9006-004	3/16"	5,0	1/4"-19	19,0	21	5	5
FGS9006-006	1/4"	6,0	1/4"-19	19,0	23	5	5
FGS9010-006	1/4"	6,0	3/8"-19	22,0	23	7	7.5
FGS9010-008	5/16"	8,0	3/8"-19	22,0	31	7	7.5
FGS9010-010	3/8"	10,0	3/8"-19	22,0	33	7	7.5
FGS9013-010	3/8"	10,0	1/2"-14	27,0	33	7	10
FGS9013-013	1/2"	13,0	1/2"-14	27,0	41	7	10
FGS9016-013	1/2"	13,0	5/8"-14	30,0	41	9	12.5
FGS9019-013	1/2"	13,0	3/4"-14	32,0	41	9	15
FGS9016-015	5/8"	16,0	5/8"-14	30,0	49	9	12.5
FGS9016-016	5/8"	16,0	3/4"-14	32,0	49	9	15
FGS9019-019	3/4"	19,0	3/4"-14	32,0	58	9	15
FGS9025-019	3/4"	19,0	1"-11	41,0	58	10.4	21
FGS9025-025	1"	25,0	1"-11	41,0	74	10.4	21
FGS9032-025	1"	25,0	1.1/4"-11	50,0	74	11	27
FGS9032-032	1.1/4"	32,0	1.1/4"-11	50,0	92	11	27
FGS9038-032	1.1/4"	32,0	1.1/2"-11	55,0	92	11	33
FGS9038-038	1.1/2"	38,0	1.1/2"-11	55,0	105	11	33
FGS9050-038	1.1/2"	38,0	2"-11	70,0	105	15	44
FGS9050-050	2"	51,0	2"-11	70,0	147	15	44

Femmina 90° compatta gas cilindrico, ogiva 60°,
Female 90° compact cylindrical gas, spinner 60°,

FS90°

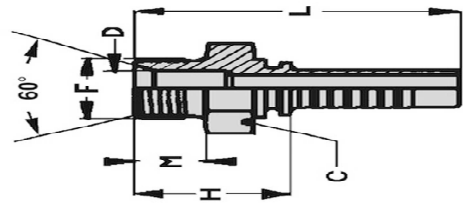


Codice Code	Diametro hose I.D.		Filettatura F	Dimensioni (Dimension)			
	Pollici	DN		C	H	K	D
FGSC9006-006	1/4"	6,0	1/4"-19	19,0	19	20	4
FGSC9010-006	1/4"	6,0	3/8"-19	22,0	20	24	4
FGSC9010-008	5/16"	8,0	3/8"-19	22,0	20	23	5
FGSC9010-010	3/8"	10,0	3/8"-19	22,0	23	23	7
FGSC9013-010	3/8"	10,0	1/2"-14	27,0	24	25	7
FGSC9016-013	1/2"	13,0	1/2"-14	27,0	26	25	10
FGSC9016-016	5/8"	16,0	5/8"-14	28,0	29	27	12
FGSC9019-019	3/4"	19,0	3/4"-14	32,0	33	31	15
FGSC9025-025	1"	25,0	1"-11	38,0	42	35	20



MMS0

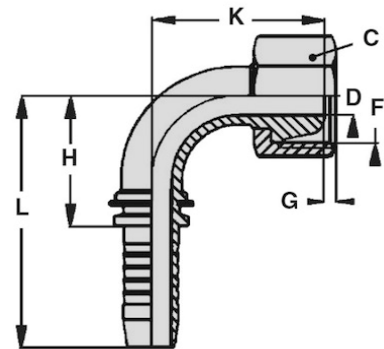
Standard
Maschio metrico,svasato 60°
Male metric , flared 60 °



Codice	Diametro hose I.D.		Filettatura	Dimensioni (Dimension)			
	Pollici	DN		F	C	H	M
MMS010-004	3/16 "	5,0	M10x1	14,0	20,5	8	4
MMS012-004	3/16 "	5,0	M12x1,5	17,0	25,5	12	5
MMS010-006	1/4 "	6,0	M10x1	14,0	21	8	4
MMS012-006	1/4 "	6,0	M12x1,5	17,0	26	12	5
MMS014-006	1/4 "	6,0	M14x1,5	19,0	26	12	6
MMS016-006	1/4 "	6,0	M16x1,5	22,0	26	12	8
MMS016-008	5/16 "	8,0	M16x1,5	22,0	26	12	8
MMS018-008	5/16 "	8,0	M18x1,5	24,0	27	12	10
MMS016-010	3/8 "	10,0	M16x1,5	22,0	26	12	8
MMS018-010	3/8 "	10,0	M18x1,5	24,0	27	12	10
MMS018-013	1/2 "	13,0	M18x1,5	24,0	27	12	10
MMS022-013	1/2 "	13,0	M22x1,5	27,0	29	14	13
MMS026-016	5/8 "	16,0	M26x1,5	32,0	32	16	16
MMS026-019	3/4 "	19,0	M26x1,5	32,0	33	16	16
MMS030-019	3/4 "	19,0	M30x1,5	36,0	34	16	20
MMS038-025	1 "	25,0	M38x1,5	46,0	42	16	26
MMS045-032	1.1 / 4 "	32,0	M45x1.5	50,0	38	16	33

Femmina 90° metrica multiseal, ogiva 24°/60°
Female 90 ° metric multiseal.spinner 24 ° / 60 ° , standard

FM45M

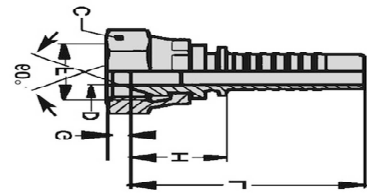


Codice	Diametro hose I.D.		Filettatura	Dimensioni (Dimension)			
	Pollici	DN		F	C	H	G
FM90M12-004	3/16 "	5,0	M12x1,5	14,0	15	2.3	3
FM90M14-006	1/4 "	6,0	M14x1,5	17,0	24	1.5	4
FM90M16-006	1/4 "	6,0	M16x1,5	19,0	24	2.2	4
FM90M16-008	5/16 "	8,0	M16x1,5	19,0	31	2.2	5
FM90M18-010	3/8 "	10,0	M18x1,5	22,0	34	1.4	7
FM90M22-013	1/2 "	13,0	M22x1,5	27,0	40	2.7	9.5
FM90M26-016	5/8 "	16,0	M26x1,5	32,0	47	2.4	12



Femmina diritta metrico cilindrico, ogiva 60°, standard
 Female straight metric, spinner 60°, standard

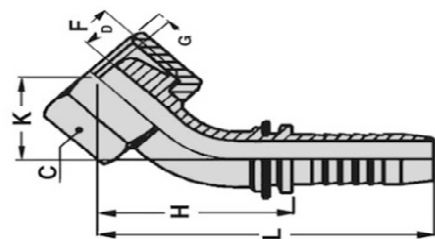
FGS0



Codice Code	Diametro hose I.D.		Filettatura		Dimensioni (Dimension)		
	Pollici	DN	F	C	H	G	D
FMS010-004	3/16 "	5,0	M10x1	15,0	19	4	4
FMS012-004	3/16 "	5,0	M12x1,5	17,0	19	4.5	4
FMS010-006	1/4 "	6,0	M10x1	15,0	19	4	4
FMS012-006	1/4 "	6,0	M12x1,5	17,0	19	4.5	4
FMS014-006	1/4 "	6,0	M14x1,5	17,0	18	5	5
FMS016-006	1/4 "	6,0	M16x1,5	22,0	20	6	7.5
FMS016-008	5/16 "	8,0	M16x1,5	22,0	20	6	7.5
FMS016-008	5/16 "	8,0	M18x1,5	22,0	20	5	7.5
FMS014-010	3/8 "	10,0	M14x1,5	17,0	18	5	5
FMS016-010	3/8 "	10,0	M16x1,5	22,0	20	6	7.5
FMS018-010	3/8 "	10,0	M18x1,5	22,0	20	5	7.5
FMS020-010	3/8 "	10,0	M20x1,5	27,0	22	6	10
FMS022-010	3/8 "	10,0	M22x1,5	27,0	22	6	10
FMS018-013	1/2 "	13,0	M18x1,5	22,0	21	5	7.5
FMS020-013	1/2 "	13,0	M20x1,5	27,0	23	5	10
FMS022-013	1/2 "	13,0	M22x1,5	27,0	23	6	10
FMS026-016	5/8 "	16,0	M26x1,5	32,0	25	7	15
FMS026-019	3/4 "	19,0	M26x1,5	32,0	26	7	15
FMS030-019	3/4 "	19,0	M30x1,5	36,0	26	8	19
FMS038-025	1 "	25,0	M38x1,5	46,0	30	8	24
FMS045-032	1.1 / 4 "	32,0	M45x1,5	50,0	34	5	27

Femmina 45° metrica multiseal, ogiva 24°/60°
 Female 45° metric multiseal.spinner 24° / 60°, standard

FM45M



Codice Code	Diametro hose I.D.		Filettatura		Dimensioni (Dimension)		
	Pollici	DN	F	C	H	G	D
FM45M12-004	3/16"	5,0	M12x1,5	14,0	15	2,3	3
FM45M14-006	1/4"	6,0	M14x1,5	17,0	40	1,5	4
FM45M16-006	1/4"	6,0	M16x1,5	19,0	40	2,2	4
FM45M16-008	5/16"	8,0	M16x1,5	19,0	48	2,2	5
FM45M18-010	3/8"	10,0	M18x1,5	22,0	53	1,4	7
FM45M22-013	1/2"	13,0	M22x1,5	27,0	64	2,7	9,5
FM45M26-016	5/8"	16,0	M26x1,5	32,0	77	2,4	12